



IGCSE Speaking IELTS Prep Course

Aligned to Cambridge IGCSE ESL (0510 / 0511) exam standards

WEEK 30: EDUCATION

IELTS Band 5 - 6



Learning Objectives

WALT (We Are Learning To) **Discuss modern education** and explain how **fair chances, creativity,** and **learning habits** matter.



Success Criteria

WILF (What I'm Looking For) **Use conditionals, give school examples, compare choices,** and **finish with a clear opinion.**



Support (Band 5.0 Target)

Use the frame: **If schools ___, students will ___.** Add **one clear reason.**



Stretch (Band 6.0+ Target)

Compare **exam learning** with **life skills,** then **explain which balance is better.**

PLAN A

Classroom Only

80 MIN

Default plan. Sections 11 & 12 are completed at home as unsupervised homework.

TIME	TEACHER	STUDENTS
SEC 1 0–5 min WARM-UP	<ul style="list-style-type: none"> • Open with WALT / WILF. • Send students to Section 1 and circulate. 	<ul style="list-style-type: none"> • Discuss the warm-up questions in pairs, in English.
SEC 2 · 3 · 4 5–15 min INPUT	<ul style="list-style-type: none"> • Teach Sec 2 grammar, Sec 3 pronunciation, Sec 4 vocabulary. • Give an example sentence for each item. 	<ul style="list-style-type: none"> • Listen and take notes on the handout. • Offer your own example sentences.
SEC 5 · 6 · 7 · 8 15–35 min SHADOW READ	<ul style="list-style-type: none"> • Play TTS for Sec 5, 6, 9 text & model answers. • Students Listen → Repeat until pronunciation is clean. 	<ul style="list-style-type: none"> • Stand. Write own notes on whiteboards for Sec 6 & 9. • Memorize answers.
SEC 7 35–55 min SPEAKING · 4-3-2	<ul style="list-style-type: none"> • 2-min spot speaking tests. • Correct mistakes. Note errors. 	<ul style="list-style-type: none"> • Repeat your answer 3x — faster each round. • Listener checks target items & pushes speed.
SEC 9 55–75 min PART 3 DISCUSSION	<ul style="list-style-type: none"> • Explain OPINION → REASON → EXAMPLE structure. • Push "why?" & "can you give an example?" for short answers. 	<ul style="list-style-type: none"> • Write Sec 9 notes in the lined space. • Repeat your Part 3 answers 3x in pairs — faster each round.
SEC 10 75–80 min WRAP-UP	<ul style="list-style-type: none"> • Put top errors on the board. • Supervise Sec 10 exit ticket. 	<ul style="list-style-type: none"> • Correct your errors. • Log this week's homework (Sec 11 & 12).

HOMEWORK Sec 11 & Sec 12 (required, ~40 min).

PLAN B

Computer Lab + Classroom

40 + 40 MIN

Use when homework must be supervised. Sec 11 & 12 done in the lab; classroom shrinks to 40 min. Cut sections shown below.

COMPUTER LAB · 40 MIN · SUPERVISED

TIME	TEACHER	STUDENTS
SEC 11 0–20 min AFTER LAST LESSON	<ul style="list-style-type: none"> • Circulate the lab and check recording quality across Part 1, 2 & 3. • Push AI written feedback on each student's Sec 6 answer. 	<ul style="list-style-type: none"> • Record LAST week's Sec 1, Sec 6 & Sec 9 answers (Part 1, Part 2, Part 3). • Run AI correction on the Sec 6 written answer.
SEC 12 20–40 min BEFORE NEXT LESSON	<ul style="list-style-type: none"> • Confirm each student previews NEXT period's vocab and grammar. • Check students shadow Transcoded Text and Model Answers. 	<ul style="list-style-type: none"> • Preview NEXT period's vocab and grammar. • Shadow all Transcoded Text and Model Answers for pronunciation practice.

CLASSROOM · 40 MIN

TIME	TEACHER	STUDENTS
SEC 1 0–5 min WARM-UP	<ul style="list-style-type: none"> • Open with WALT / WILF. • Send students to Section 1 and circulate. 	<ul style="list-style-type: none"> • Discuss the warm-up questions in pairs, in English.
SEC 6 5–20 min PRACTICE	<ul style="list-style-type: none"> • Observe students' Sec 6 answer prep on boards. • Correct errors before speaking. 	<ul style="list-style-type: none"> • Stand up at a whiteboard / window / large screen. • Write your own answer to Sec 6.
SEC 7 20–35 min SPEAKING · 4-3-2	<ul style="list-style-type: none"> • Briefly intro Sec 7 and run the 4-3-2 circuit (pairs, standing). • Strict time — fastest repetitions must be min 2 mins. 	<ul style="list-style-type: none"> • Repeat your answer 2× alone — faster each round. • Round 3 with a partner to push you to speak fast. • Last round must be fast and min 2 mins.
SEC 10 35–40 min WRAP-UP	<ul style="list-style-type: none"> • Put top errors on the board. • Supervise Sec 10 exit ticket. 	<ul style="list-style-type: none"> • Correct your errors. • Log this week's homework (Sec 6 written answer).

CUT IN LAB MODE

Sec 2 · 3 · 4 · 5 · 8 — Input, Pronunciation, Shadowing and Writing dropped from classroom (handled with AI feedback in the lab / at home).

HOMEWORK Write Section 6 Answer, use AI correction, then write the corrected answer by hand into the student textbook.

Topic: **education**

1 Can you tell me something about a subject you enjoy at school?

Yes, I enjoy English because it gives me a chance to speak with more people. **For me**, a good **curriculum** (课程) should include reading, speaking, and projects. **Also**, lessons should feel useful.

2 Can you tell me about a time when a teacher gave you a good learning opportunity, and what it was like?

Last term, my teacher let us make a short video in groups. **At first**, I was shy, but the **opportunity** (机会) helped me speak more. **Afterwards**, I felt proud of our teamwork.

3 Do you think exams are the best way to judge students? Why?

No, I do not think, exams are the only good way. **This is because**, one **assessment** (评估 / 考核) may not show teamwork or effort. **For example**, projects can show different strengths.

Adapted from the Cambridge IGCSE ESL Coursebook

In a modern school, the **curriculum** (课程) should help students learn facts and life skills. **For example**, group projects give learners an **opportunity** (机会) to speak and solve problems. **However**, one written **assessment** (评估 / 考核) cannot show every ability. **Also**, education should support **equality** (平等) so quiet students can join in. **If schools teach study habits**, learners can become **lifelong** (终身的) learners. **Most importantly**, when teachers listen to different students, the class becomes fairer. **Overall**, good education prepares teenagers for exams, work, and daily life.

SITUATION Your class has been asked what new subject or activity would improve modern education. You are considering the following options:

OPTION A

a life-skills lesson each week

OPTION B

a creative project lesson each week

Talk about the advantages and disadvantages of each option. Say which option you would prefer, and why.

MODEL ANSWER

SITUATION Well, I will compare two new lessons that could improve education.

OPTION A On one hand, life-skills lessons build **trust** (信任) because students discuss real problems. **Also**, they can **open doors** (带来机会) for future choices.

OPTION B On the other hand, project lessons develop **creativity** (创造力) and teamwork. **However**, if groups are not kind, students with less **empathy** (同理心) may ignore quiet classmates.

PREFERENCE I would choose, life-skills lessons. **REASON** This is because, they support **lifelong learning** (终身学习) beyond final exams.


Tick each item you hear in your partner's Part 2 answer.

 6+ blue starters 1 yellow complex sentence 5 bold vocab items 4 sub-blocks: SIT OPT A OPT B PREF

Stand up and write your answer on the board or classroom windows. The teacher will correct it as you write. Copy the corrected answer below.

 **Fix the Error:** Complete the conditional sentence for an education opinion.

1. **If schools support equality**, more students _____ speak. (will)
2. **When lessons are active**, learners _____ more ideas. (share)
3. **If exams are the only goal**, creativity _____ become weaker. (may)

 **Goal:** Use conditionals to explain education results.

Errors we fixed on the board:



New language that stood out:

a  **RECORD**  **10 MIN** **APP Recording:**



Mock Test: **Record** all answers to questions in Part 1, 2 and 3 and **SEND for scoring**.

MUST USE: 1 complex sentence + this week's grammar (*Conditionals for Opinions*).



作业APP录音：模拟考试：录制Part 1、2和3全部问题的回答并发送评分。要求：必须使用1个复合句和本周语法点。

b  **WRITING**  **10 MIN** **Type** and **AI correct** your Part 2 answer. **Handwrite** your corrected answer into your coursebook.

键入Part 2答案并使用AI批改。将批改后的答案手写到你的课本中。

a  **SHADOW**  **10 MIN** 'Speaking Practice > Fluency'. Listen to **next week's** Section 1, 5, 6 & 9. **Shadow** their pronunciation — copy American or British intonation exactly — until you are comfortable with the pronunciation.

"口语练习 > 流利度"。听下周的第1、5、6和9部分。跟读模仿美式或英式的语调和发音，直到你对发音感到自如为止。

b  **RECORD**  **10 MIN** **Record Sections 5 & 6: Memorise** useful phrases and use bullet-point notes to help you **repeat** the paragraphs in your own words 3 times, out loud. **Record** your 3rd attempt.

录音第5和第6部分：记忆有用的短语，并使用要点笔记帮助你用自己的话重复段落3遍，大声朗读。录下你的第3次尝试。